

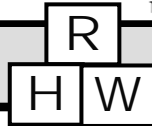
## **AGENDA - Community Meeting #1**

Agenda  
Guadalupe County Hospital  
Community Meeting #1  
Wednesday, February 29, 2012  
4:00 pm

- I. Introduction Christina Campos, CEO, Guadalupe County Hospital
- II. Overview of Community Health Needs Assessment Process Val Schott, National Center
- III. Guadalupe County Hospital Services/Community Benefits Christina Campos
- IV. Economic Impact Gerald Doeksen, National Center
- V. Health Survey Questionnaire – Gerald Doeksen and Val Schott
  - a. Survey Questionnaire completed at meeting
  - b. Community Representatives to have survey completed by 4 to 6 local residents
- VI. Next Steps

Meeting #2 - Tuesday, March 13, 2012, at 4:00 pm

Meeting #3 - Tuesday, April 10, 2012 at 4:00 pm



Community Health Needs Assessment Template  
National Center for Rural Health Works

## **Overview – Community Health Needs Assessment**

- **Involves three meetings**
- **We are resource team and provide data, analysis and facilitation.**
- **You are the community steering committee and decision makers.**

## **WHAT are we doing?**

A community-based assessment of health care needs in the medical service area of Guadalupe County Hospital


- From the community's perspective as to health care needs
- From analysis of data and information from public health department, other data sources, survey results, and economic impact study

## **(Cont'd) WHAT are we doing?**

Outcomes of the community-based assessment will depend on:

- Community recommendations to Guadalupe County Hospital
- Resource availability

Results of the community needs assessment will be reported to the IRS on Form 990 and related schedules by Guadalupe County Hospital



## **WHY are we doing this?**

The Patient Protection and Affordable Care Act (PPACA) requires not-for-profit hospitals to provide a Community Health Needs Assessment, as follows:

- The organization must conduct a “community health needs assessment” not less frequently than every three years and adopt an implementation strategy to meet the community health needs identified through the assessment.

## **(Cont’d) WHY are we doing this?**

- A “community health needs assessment” must include input from persons “represent[ing] the broad interests of the community served by the hospital facility,” including those “with special knowledge of or expertise in public health.”
- The assessment must be made widely available to the public.


Hospitals are required to fulfill these requirements to preserve their status as not-for-profit facilities.

## **(Cont'd) WHY are we doing this?**

The legislation also includes:

- Financial Assistance Policy Requirements
- Requirements regarding Charges
- Billing and Collection Requirements


Guadalupe County Hospital will fulfill these requirements internally.



## **WHY we WANT to do this?**

Regardless of the legislative requirements, Guadalupe County Hospital wants community-based assessment to become a part of the hospital strategic plan on a long-term, continuing basis.

- Community will provide input to Guadalupe County Hospital as to the community's needs.
- Guadalupe County Hospital will develop communications and relationships with the community to plan and provide for the community's needs.



## **WHAT is required from the Community Group?**

1. To review and analyze data and information provided during process:
  - Guadalupe County Hospital:
    - Medical service area
    - Services and community benefits currently provided
  - From State or Local Public Health:
    - Data on health indicators and outcomes

## **(Cont'd) WHAT is required from the Community Group?**

- From other sources:
  - U. S. Census Bureau and County Business Patterns
  - ESRI
  - U. S. Department of Commerce, Regional Economic Information System, Bureau of Economic Analysis
  - Other agencies and foundations that provide relevant health data

**(Cont'd) WHAT is required  
from the Community Group?**

- Information will also be provided concerning:
  - The economic impact of the hospital
  - Jobs and salaries, wages, and benefits generated locally
  - A summary of the importance of the hospital to the local economy

**(Cont'd) WHAT is required  
from the Community Group?**

2. Provide input through health survey questionnaire and have other community members complete survey.
3. Review and analyze results of survey.
4. Provide input and recommendations on local community needs in the medical service area.



Community Health Needs Assessment Template  
National Center for Rural Health Works

## **SUMMARY of Community Group Responsibilities**

- ✓ Community members are here to participate in a three-meeting community-based needs assessment
- ✓ Community members will review data and information and identify the health needs of the community
- ✓ Community members will make recommendations to Guadalupe County Hospital

R

H W

Community Health Needs Assessment Template  
**National Center for Rural Health Works**

## **AGENDA - Community Meeting #1**

Agenda  
Guadalupe County Hospital  
Community Meeting #1  
Wednesday, February 29, 2012  
4:00 pm

- I. Introduction – Christina Campos, CEO, Guadalupe County Hospital
- II. Overview of Community Health Needs Assessment Process – Val Schott, National Center
- III. Guadalupe County Hospital Services/Community Benefits – Christina Campos
- IV. Economic Impact – Gerald Doeksen, National Center
- V. Health Survey Questionnaire – Gerald Doeksen and Val Schott
  - a. Survey Questionnaire completed at meeting
  - b. Community Representatives to have survey completed by 1 to 6 local residents
- VI. Next Steps
  - Meeting #2 - Tuesday, March 13, 2012, at 4:00 pm
  - Meeting #3 - Tuesday, April 10, 2012 at 4:00 pm

R

H W

Community Health Needs Assessment Template  
**National Center for Rural Health Works**

# Hospital Services and Community Benefits

## Guadalupe County Hospital- Hospital Services and Community Benefits

Presented by:

Cristina Campos, Hospital Administrator,  
Guadalupe County Hospital



**The Economic Impact of  
Guadalupe County Hospital  
on Santa Rosa and Surrounding Medical Service Area  
in Guadalupe County, New Mexico**

Prepared for:

**Guadalupe County Hospital**

Prepared by:

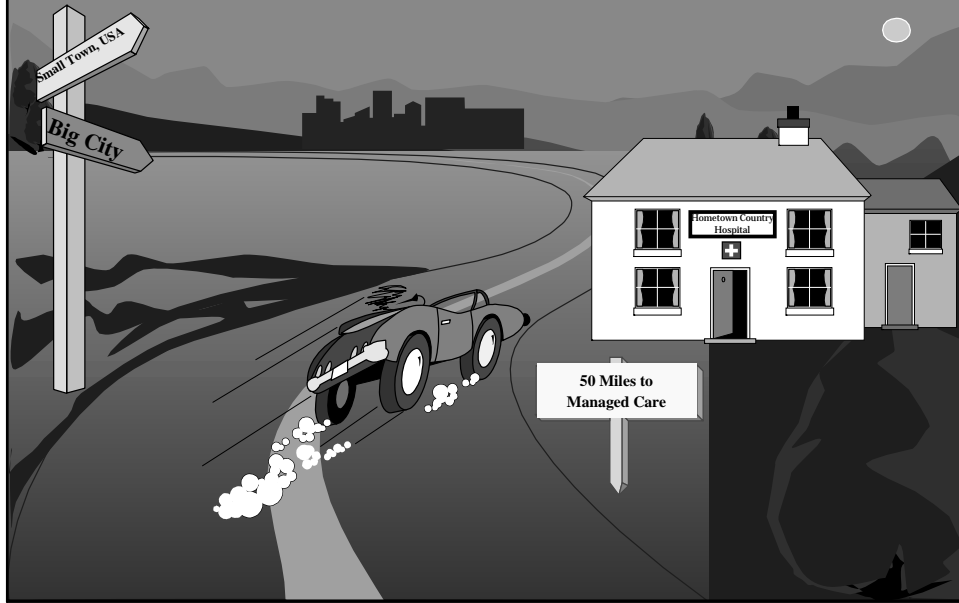
**National Center for Rural Health Works  
Oklahoma State University  
Community Health Needs Assessment Template**

February 2012





## Movement to Managed Care May Cause a By-Pass of Local Health Care



## What's the Economic Potential for Health Care in Your Community



## **Health Services Promote Job Growth**



**To attract business and industry,  
research indicates the area needs  
quality:**

- **Health services and**
- **Education services**



## To attract retirees, research indicates the area needs quality:

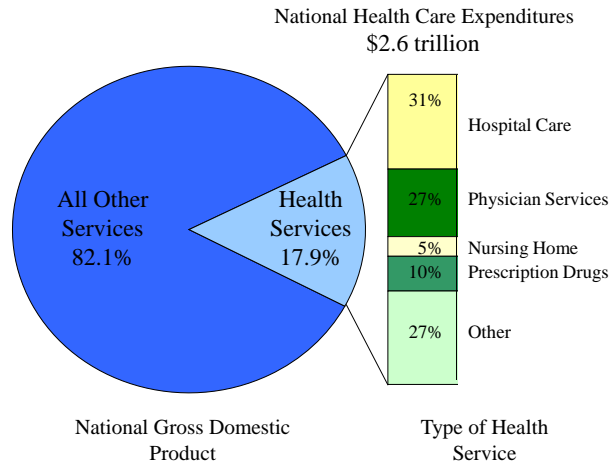
- Health services and
- Safety services



**Table 1**  
**United States Health Expenditures and Employment Data**  
**1970-2010; Projected for 2011, 2014, 2017, & 2020**

Year	Total Health Expenditures (\$Billions)	Per Capita Health Expenditures (\$)	Health as % of GDP (%)	Health Sector Employment (000)	Avg. Annual Increase in Employment (%)
1980	256.0	1,110	9.2%	5,278 <sup>a</sup>	7.3%
1990	724.0	2,854	12.5%	7,814 <sup>a</sup>	4.8%
2000	1,377.0	4,878	13.8%	10,858 <sup>a</sup>	3.9%
2003	1,774.0	6,114	15.9%	11,817 <sup>b</sup>	N/A
2010	2,594.0	8,402	17.9%	13,777 <sup>b</sup>	2.4%
<b>Projections</b>					
2011	2,708.4	8,649	17.7%		
2014	3,227.4	10,035	18.1%		
2017	3,849.5	11,664	18.8%		
2020	4,638.4	13,709	19.8%		

**Figure 1.**  
**National Health Expenditures**  
**as a Percent of Gross Domestic Product**  
**and by Health Service Type, 2010**



**Table 2**  
**Populations by Race and Hispanic Origin**  
**for Guadalupe County and the State of New Mexico**

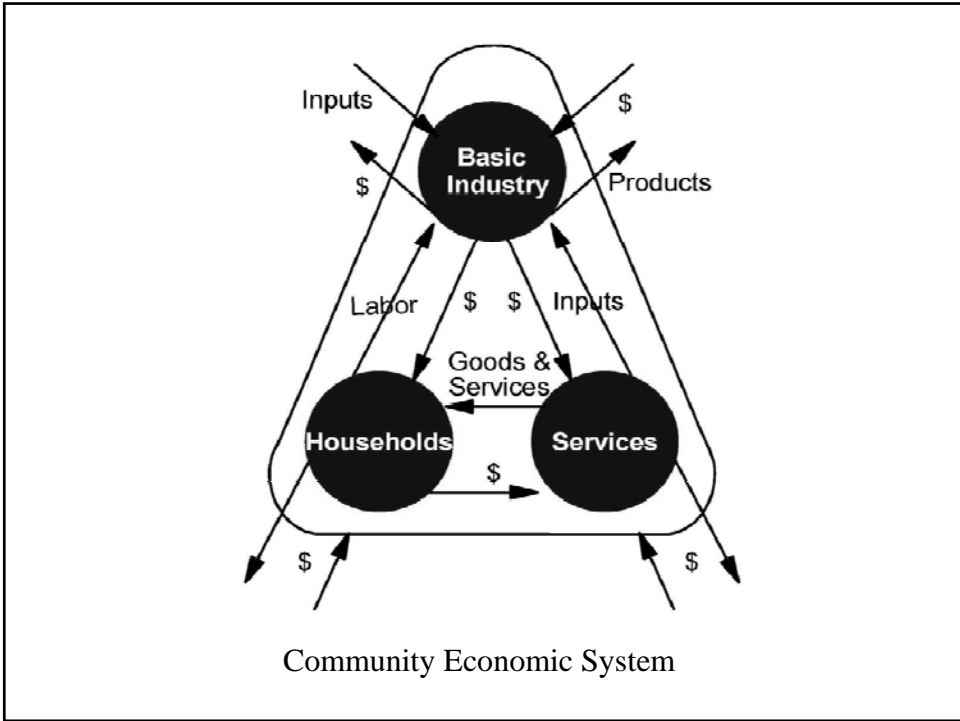
	White	Black	Native American <sup>1</sup>	Other <sup>2</sup>	Two or More Races <sup>3</sup>	Total	Hispanic Origin <sup>4</sup>
<b>2000 Census</b>							
Santa Rosa City	1,577	60	48	934	125	2,744	2,227
Rural Area	669	2	3	684	39	1,397	1,105
Guadalupe County	2,530	62	53	1,855	180	4,680	3,801
Percent	54.1%	1.3%	1.1%	39.6%	3.8%	100.0%	81.2%
State of New Mexico	1,214,253	34,343	173,483	330,640	66,327	1,819,046	765,386
Percent	66.8%	1.9%	9.5%	18.2%	3.6%	100.0%	42.1%
<b>2010 Census</b>							
Santa Rosa City	1,971	68	57	654	98	2,848	2,262
Rural Area	694	3	13	174	32	916	677
Guadalupe County	3,298	79	90	1,066	154	4,687	3,730
Percent	70.4%	1.7%	1.9%	22.7%	3.3%	100.0%	79.6%
State of New Mexico	1,407,876	42,550	193,222	338,521	77,010	2,059,179	953,403
Percent	68.4%	2.1%	9.4%	16.4%	3.7%	100.0%	46.3%

**Table 3  
Populations by Age Group  
for Guadalupe County and the State of New Mexico**

	Age Groups						Total
	0-14	15-19	20-24	25-44	45-64	65+	
<b>2000 Census</b>							
Santa Rosa City	505	211	205	944	549	330	2,744
Rural Area	<u>288</u>	<u>114</u>	<u>69</u>	<u>360</u>	<u>338</u>	<u>228</u>	<u>1,397</u>
Guadalupe County	<u>908</u>	<u>365</u>	<u>298</u>	<u>1,437</u>	<u>1,024</u>	<u>648</u>	<u>4,680</u>
Percent	<u>19.4%</u>	<u>7.8%</u>	<u>6.4%</u>	<u>30.7%</u>	<u>21.9%</u>	<u>13.8%</u>	<u>100.0%</u>
State of New Mexico	<u>419,108</u>	<u>145,751</u>	<u>121,291</u>	<u>516,100</u>	<u>404,571</u>	<u>212,225</u>	<u>1,819,046</u>
Percent	<u>23.0%</u>	<u>8.0%</u>	<u>6.7%</u>	<u>28.4%</u>	<u>22.2%</u>	<u>11.7%</u>	<u>100.0%</u>
<b>2010 Census</b>							
Santa Rosa City	483	168	202	886	743	366	2,848
Rural Area	<u>170</u>	<u>53</u>	<u>42</u>	<u>166</u>	<u>343</u>	<u>142</u>	<u>916</u>
Guadalupe County	<u>836</u>	<u>287</u>	<u>278</u>	<u>1,219</u>	<u>1,339</u>	<u>728</u>	<u>4,687</u>
Percent	<u>17.8%</u>	<u>6.1%</u>	<u>5.9%</u>	<u>26.0%</u>	<u>28.6%</u>	<u>15.5%</u>	<u>100.0%</u>
State of New Mexico	<u>429,980</u>	<u>149,861</u>	<u>142,370</u>	<u>515,768</u>	<u>548,945</u>	<u>272,255</u>	<u>2,059,179</u>
Percent	<u>20.9%</u>	<u>7.3%</u>	<u>6.9%</u>	<u>25.0%</u>	<u>26.7%</u>	<u>13.2%</u>	<u>100.0%</u>

**Direct Activities of Guadalupe County Hospital  
in Guadalupe County, New Mexico, 2011**

	<u>Employment</u> Number of Full-time & Part-Time Employees	<u>Labor Income</u> Wages, Salaries, and Benefits
From Hospital Operations	50	\$2,909,410
From Hospital Construction of \$10,000,000	<u>86</u>	<u>\$3,465,875</u>
Total Direct Impact	136	\$6,375,285



**Employment Impact of Guadalupe County Hospital  
on Guadalupe County, New Mexico, 2011**

	<u>Employment Impact</u>			
	Number Employed	Employment Multiplier	Secondary Impact	Total Impact
From Hospital Operations	50	1.34	17	67
From Hospital Construction	<u>86</u>	1.23	<u>20</u>	<u>106</u>
Total Impact	<u>136</u>		<u>37</u>	<u>173</u>

**Income Impact of Guadalupe County Hospital  
on Guadalupe County, New Mexico, 2011**

	<u>Income Impact</u>			
	Direct Income	Income Multiplier	Secondary Impact	Total Impact
From Hospital Operations	\$2,909,410	1.18	\$523,694	\$3,433,104
From Hospital Construction	<u>\$3,465,875</u>	1.16	<u>\$554,540</u>	<u>\$4,020,415</u>
Total Income Impact	<u>\$6,375,285</u>		<u>\$1,078,234</u>	<u>\$7,453,519</u>

In summary, Guadalupe County Hospital contributes to economic development:

- Businesses and industries locate in areas with high quality medical facilities and educational systems;
- Retirees locate in areas with accessible and comprehensive health care services and law enforcement services;
- The health sector is a growing sector and will continue to generate more jobs, and;
- The health sector generally pays above-average salaries and wages.

Local leaders must continue to support Guadalupe County Hospital to ensure development of economic growth and opportunities in Guadalupe County.

**R**  
**H**  
**W** **National Center for Rural Health Works**  
Community Health Needs Assessment Template  
For additional information,  
contact Gerald Davidson at 408.734.4053 or gerd@rhdhcnw.edu

**Health Survey Questionnaire for Gradsidge County Hospital**

1. Have you or someone in your household used the services of a hospital in the past 14 months?  
 Yes  Don't know (Skip to Q7)  
 No (Skip to Q7)

2. At which hospital(s) were services received?  
 Gradsidge County Hospital (Skip to Q4)  
 Other (CTV) where hospital services were received: \_\_\_\_\_

3. You reported that you or someone in your household received care at a hospital other than Gradsidge County Hospital. Why did you or your family member choose this over hospital(s)?  
 Physician referral  Quality of care/lack of confidence  
 Close, more convenient  Availability of specific care  
 Insurance  Other (Please list below) \_\_\_\_\_  
 (Answer Q3, then Skip to Q7)

4. What hospital services(s) were used at Gradsidge County Hospital?  
 All radiological imaging (X-ray, MRI, CT scan, ultrasound, mammogram)  
 Laboratory  Inpatient services  
 Other outpatient services  Emergency room (ER)  
 Physician services  Other (Please list) \_\_\_\_\_

5. How satisfied were you or someone in your household with the services you received at Gradsidge County Hospital? Would you see you were...  
 Satisfied  Don't know  
 Dissatisfied

6. Why were you satisfied/dissatisfied? \_\_\_\_\_

7. What type of specialist have you or someone in your household been to and in which city did you receive that care?  
 Cardiology (Heart) in \_\_\_\_\_ city  Obstetrics (Pregnancy) in \_\_\_\_\_ city  
 Orthopedics (Orthopedic Surgery) in \_\_\_\_\_ city  General surgery in \_\_\_\_\_ city  
 Urology in \_\_\_\_\_ city  Other (Please list specialist and city) \_\_\_\_\_

Please turn over and continue on back page . . . .

8. Did the specialist request further to other, laboratory work, and/or scans?  
 Yes  Don't know  
 No

9. If yes, in which city were the test or laboratory work performed?  
 \_\_\_\_\_

10. Do you use a family doctor for most of your routine health care?  
 Yes (Skip to Q12)  Don't know (Skip to Q12)  
 No

11. If so, what kind of medical provider do you use for routine care?  
 Public Health Office  Specialist  
 Emergency Room/Hospital  Other (Please list below) \_\_\_\_\_

12. Have you or someone in your household been to a primary care doctor in Gradsidge County?  
 Yes  Don't know (Skip to Q13)  
 No (Skip to Q13)

13. How satisfied were you or someone in your household with the quality of care received in Gradsidge County? Would you say that you were...  
 Satisfied  Don't know  
 Dissatisfied

14. Why were you satisfied/dissatisfied? \_\_\_\_\_

15. Are you able to get an appointment with your primary care (family) doctor in Gradsidge County when you need one?  
 Yes  Don't know  
 No

16. Have you or someone in your household delayed health care due to lack of money and/or insurance?  
 Yes  Don't know  
 No

17. What concerns you most about health care in Gradsidge County?  
 \_\_\_\_\_

18. What services would you like to see offered in Gradsidge County?  
 \_\_\_\_\_

# Health Survey Questionnaire

- Community Committee Members complete a survey TODAY
- Each Community Committee Member takes five more surveys to have completed
- Additional surveys are to be completed by the constituents that the Community Member represents



## Survey Returns

- Return completed surveys at the Second Meeting, Tuesday, March 13, 2012, or
- Return to Cristina Campos, Hospital Administrator at Guadalupe County Hospital by March 12, 2012

### Community Meeting #2, Tuesday, March 13, 2012

**Agenda**  
**Guadalupe County Hospital**  
**Community Meeting #2**  
**Tuesday, March 13, 2012**  
**4:00 pm**

- I. Introductions – Christina Campos, CEO, Guadalupe County Hospital
- II. Review of Meeting #1 – Val Schott, National Center
- III. Guadalupe County Economic and Demographic Data – Gerald Doeksen, National Center
- IV. Guadalupe County Health Indicator/Health Outcome Data – Val Schott
- V. Collect Completed Health Survey Questionnaires – Gerald Doeksen
- VI. Next Steps

Meeting #3, Tuesday, April 10, 2012, at 4:00 pm

R

H W

Community Health Needs Assessment Template  
National Center for Rural Health Works

# HOSPITAL REPORTING REQUIREMENTS

## Community Health Needs Assessment Reporting to Meet IRS Requirements

### IRS Forms: Form 990 & Schedule H

#### Summary Report Outline Community Health Needs Assessment

##### Community Members

Need to include name, organization and contact information for:  
Hospital Administrator   
Steering Committee or Leadership Group   
Facilitator  
Community Advisory Committee Members

##### Medical Service Area

Describe by county or zip code areas  
Include populations and projected populations of medical service area  
Include demographics of population of medical service area

##### Community Meetings

Date  
Agenda  
List reports presented with short summary of each

##### Community Needs and Implementation Strategies

Include community needs and implementation strategies with responsibilities from community group

##### Hospital Final Implementation Plan

Include which needs hospital can address and the implementation strategies  
Include which needs hospital cannot address and reason(s) why

##### Community Awareness of Assessment

Describe methodology for making assessment widely available to the community

## For Additional Information:

Please contact: Gerald Doeksen, Executive Director  
Email: [gad@okstate.edu](mailto:gad@okstate.edu)  
Phone: 405-744-6083

or

Cheryl F. St. Clair, Associate Director  
Email: [cheryl@okstate.edu](mailto:cheryl@okstate.edu)  
Phone: 405-744-6083 or 98245

National Center for Rural Health Works  
Oklahoma State University



Community Health Needs Assessment Template  
National Center for Rural Health Works